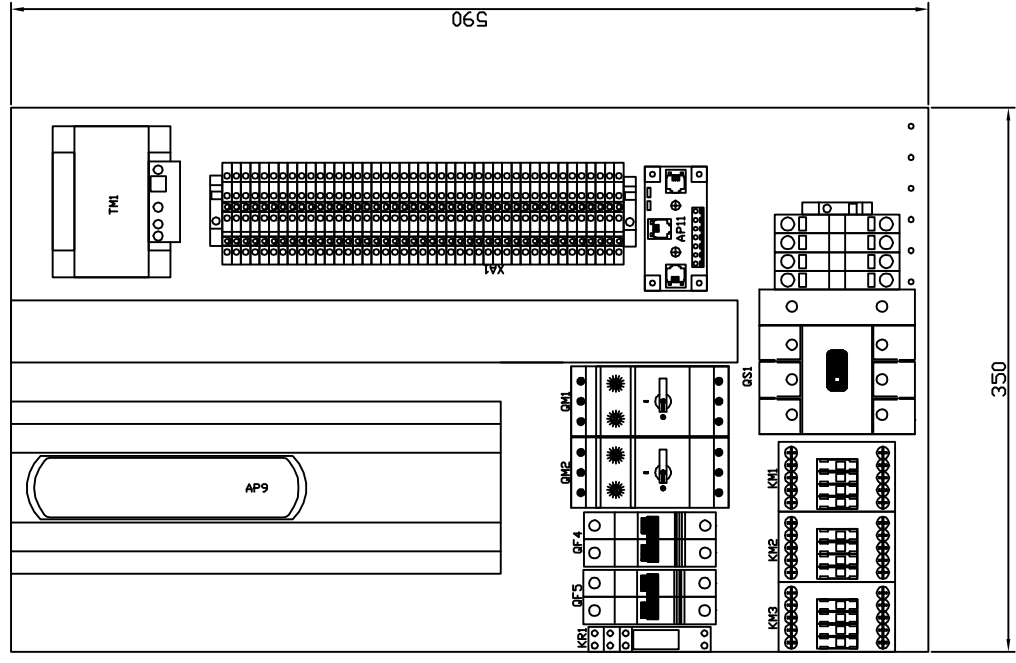
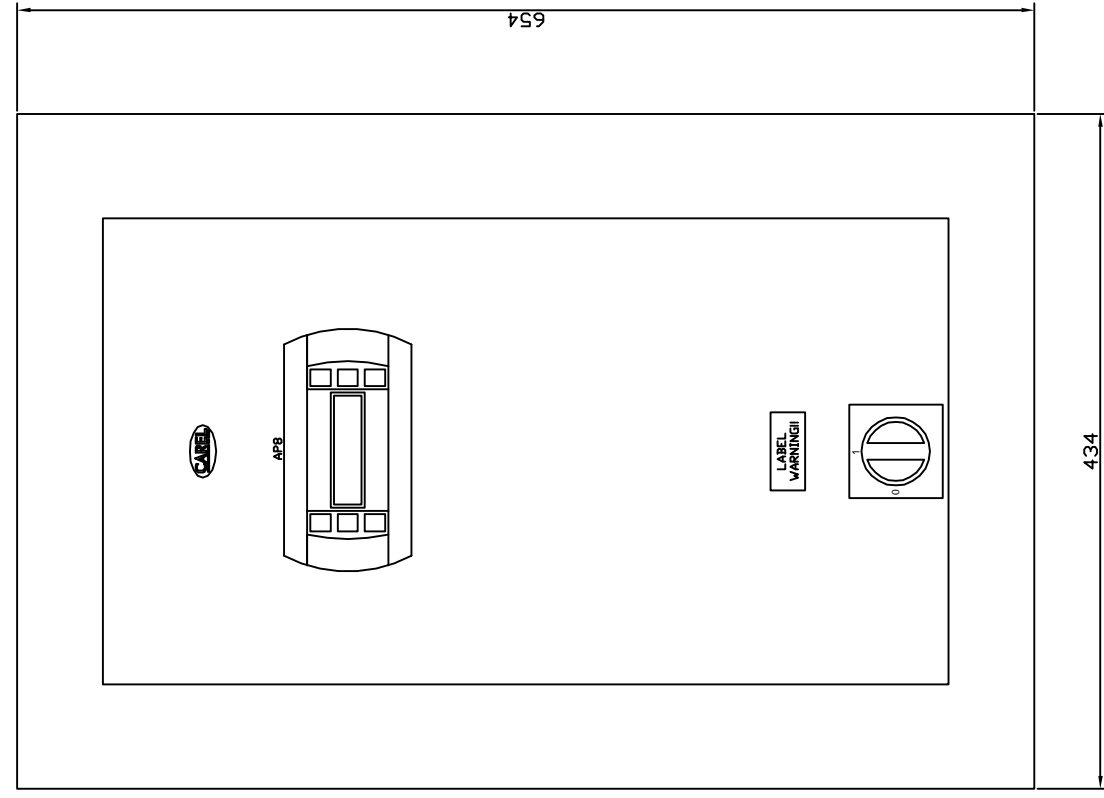


00 01 02 03 04 05 06 07 08 09 10 11 12 13 14 15



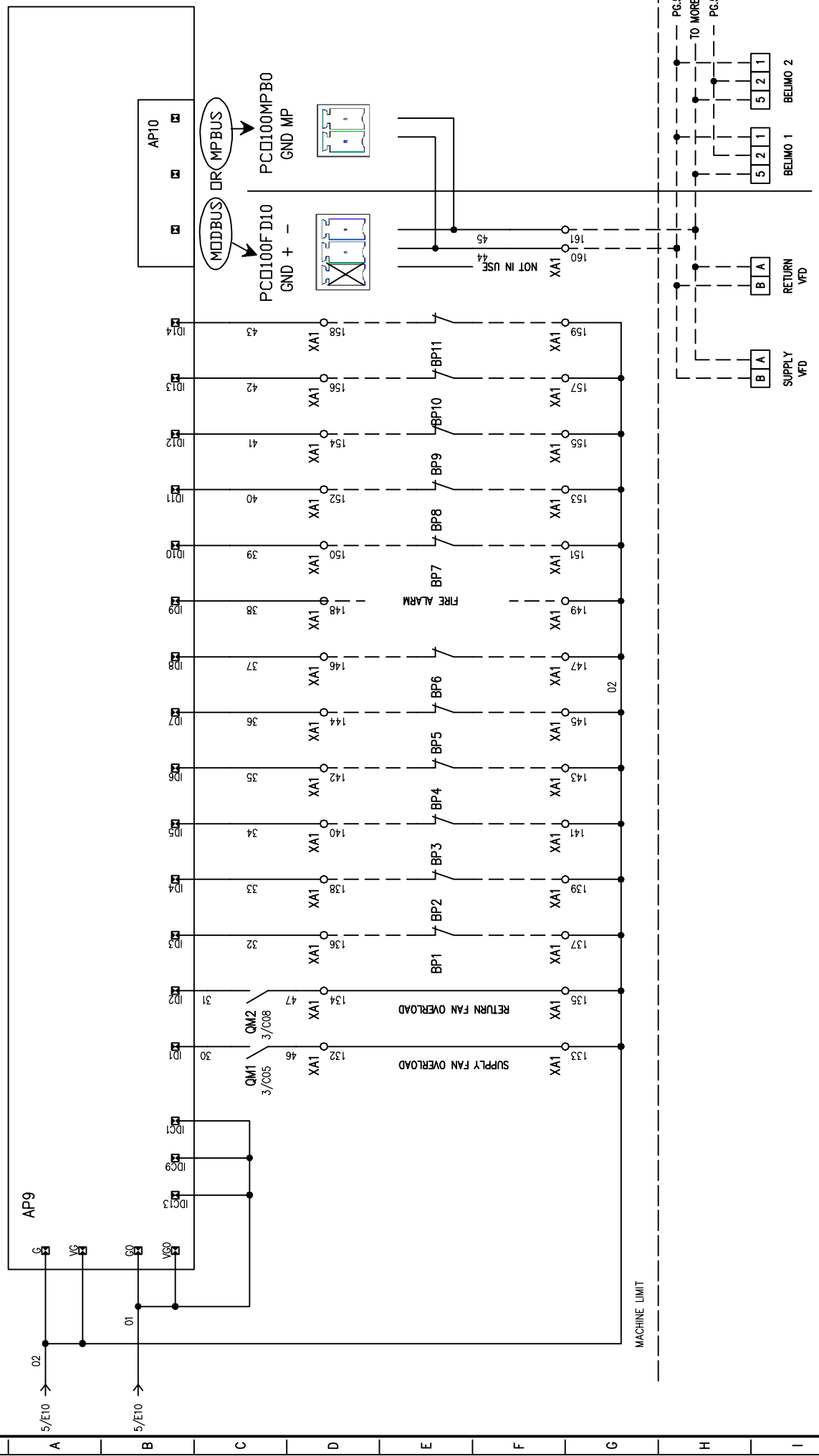
A B C D E F G H I J

PROJECT 10006316		JOB	
CLIENT		DATE 13/01/2011	
DRAFT F.M.		SHEET 2 OF 8	
REV. MODIFY		DATE	
NAME		FOLLOWS 3	



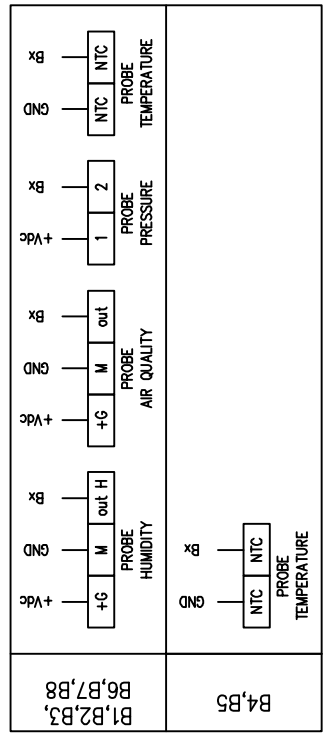
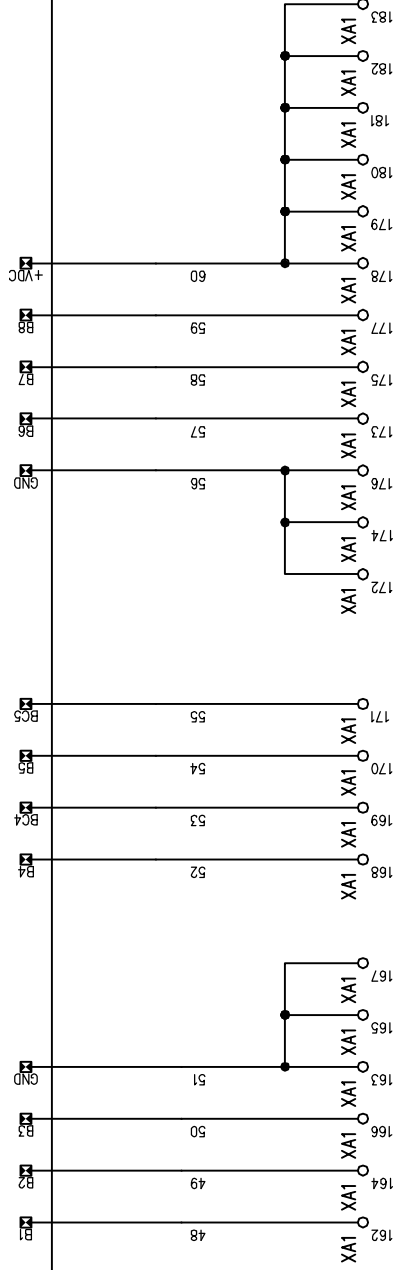
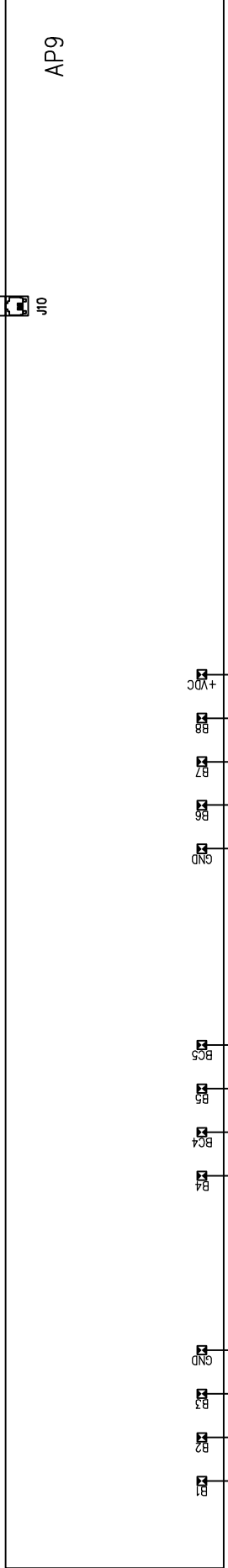
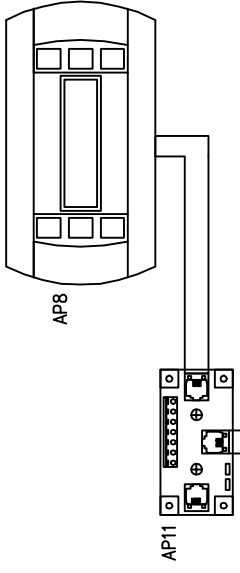
LAYOUT

00 01 02 03 04 05 06 07 08 09 10 11 12 13 14 15



REV.		MODIFY	DATE	NAME
CAREL Applico				
DIGITAL INPUT - FIELD BUS				
PROJECT 10006373			JOB	
CLIENT			DATE 13/01/2011	
DRAFT F.M.			SHEET 6 OF 8	
			FOLLOWS 7	

00 01 02 03 04 05 06 07 08 09 10 11 12 13 14 15



Sign	Description	Position	Descrizione 2	Notes
AP8	DISPLAY	7/A13	CAREL	PGD1000FW0
AP9	GENERAL CONTROL	4/A02	CAREL	FC03000AM0
AP10	SCHEDA FIELD BAS	6/B12	CAREL	
AP11	CONNECTION MODULE PGD	7/B11	CAREL	TC0NNGJ000
BP1	SUPPLY FAN FLOW	6/E05	CAREL	DCPD010100
BP2	RETURN FAN FLOW	6/E05	CAREL	DCPD010100
BP3	SUPPLY DIRTY FILTERS 1	6/E06	CAREL	DCPD010100
BP4	SUPPLY DIRTY FILTERS 2	6/E07	CAREL	DCPD010100
BP5	RETURN DIRTY FILTERS	6/E07	CAREL	DCPD010100
BP6	ALARM/STATUS INPUT	6/E08		
BP7	ALARM/STATUS INPUT	6/E09		
BP8	ALARM/STATUS INPUT	6/E10		
BP9	ALARM/STATUS INPUT	6/E10		
BP10	ALARM/STATUS INPUT	6/E11		
BP11	ALARM/STATUS INPUT	6/E11		
B01	FRESH AIR DAMPER	4/H03	BELIMO	AF24-S
B02	EXHAUST AIR DAMPER	4/H04	BELIMO	AF24-S
FU1	PROTECTION FUSE SECONDARY 75VA	3/F13	WEBER	5X20 4A F
FU2	PROTECTION FUSE SECONDARY 75VA	3/F13	WEBER	5X20 4A F
FU3	PROTECTION FUSE SECONDARY 100VA	3/F14	WEBER	5X20 4A F
FU4	PROTECTION FUSE SECONDARY 100VA	3/F14	WEBER	5X20 4A F
KM1	SUPPLY FAN CONTACTOR	4/D01	MOELLER	DILM12 24V
KM2	EXTRACT FAN CONTACTOR	4/D02	MOELLER	DILM12 24V
KM3	CONTACTOR THERMAL WHEEL	4/D04	MOELLER	DILM9 24V
KR1	RELAY CONSENT DAMPER	4/D02	FINDER	40.52 24V
MV1	SUPPLY FAN	3/H05		
MV2	RETURN FAN	3/H08		
QF4	AUTOMATIC SWITCH PRIMARY TRANSFORMER	3/C13	MOELLER	PLSM C2/2
QF5	AUTOMATIC SWITCH THERMAL WHEEL	3/C10	MOELLER	PLSM C4/2
QM1	DISJUNCTOR SUPPLY FAN	3/CO5	MOELLER	PKE12+PKE-XTU-12
QM2	DISJUNCTOR EXTRACT FAN	3/CO8	MOELLER	PKE12+PKE-XTU-12
QS1	ISOLATOR	3/A01	ABB SACE	OT 125 F3
RR1	THERMAL WHEEL	3/H10		
TC1	TRANSFORMER	3/E13	F.M.T.	230-400/24V 100VA+1F/24V 75VA+2F 175VA
XA1	TERMINAL STRIP	4/F03		

PART LIST

PROJECT 10006313

JOB

CLIENT

DRAFT F.M.

DATE 13/01/2011

SHEET 8 OF

FOLLOWS



REV.	MODIFY	DATE	NAME